



**TREASURER'S OFFICE**  
**Adam L. Layne, Treasurer**  
CITY OF SAINT LOUIS | MISSOURI  
*"Transparency, Integrity, & Service"*

Aug 14, 2023

To set up an account to apply for the Residential Parking Program Please visit our website and click on the "Pay online" menu tab. This is our informational page for Citizens to begin the registration process. Click on "Pay Ticket Now or Appeal Ticket". To Register, fill in your email address and create a password for your account.

The screenshot displays a web interface for 'Parking Services City of St. Louis'. A modal window titled 'Create a new account' is centered on the screen. The modal contains three input fields: 'Email Address\*' with the value 'Test@stltest.org', 'Password\*', and 'Confirm Password\*'. A dark blue button labeled 'Create a new account' is positioned at the bottom of the modal. In the background, the website header includes a shopping cart icon and a 'Login' button. Below the modal, a 'Forgot password?' link is visible.

Once that is complete, it will ask you to fill in your address information for the account.

## Collect Contact Information

### Edit Contact

First Name:	<input type="text" value="Kevin"/>
Middle Name:	<input type="text"/>
Last Name: *	<input type="text" value="Holliday"/>

#### Emails







Email*	<input type="text" value="test@stltest.org"/>
--------	---

#### Addresses

DMV Street Address	<input type="text" value="4933 BUCKINGHAM CT #3E"/> <input type="text"/> <input type="text"/>
DMV City	<input type="text" value="St. Louis"/>
DMV State/Prov.	<input type="text" value="Missouri"/>
DMV Zip/Postal	<input type="text" value="63108"/>

Confirm


Click Confirm and your account has been created Successfully if you see this screen.

-  Account
-  Vehicles
-  Tickets
-  Permits
-  Fees
-  Boots/Tows


Test User


Contact Information


Current Balance: \$0.00


 Notice

Your account's address does not belong to a valid resident street. You will not be able to order a resident street permit.

  
Edit Contact Information  
Update or edit contact information







  
Pay Ticket  
If paying tickets for vehicle release, you must pay the entire balance. Contact PVB at 222-333-4444 when payment is completed.

  
Appeal Ticket  
File a request to appeal a ticket

  
Order Permits  
Order a new permit

  
Modify Account Vehicles  
Modify vehicles on your account

If your address is in the system, Click on order Permits you will see the next screen that will have the Permits that you are eligible for.

-  Account
-  Vehicles
-  Tickets
-  Permits
-  Fees
-  Boots/Tows

## Order Permit

### Please Select a Permit Type

Central West Cling (\$36.67)

You are required to attach three (3) forms of proof in order to obtain this permit:

- 1) Photo ID;
- 2) Residency (1st page of lease, bill, piece of mail);
- 3) Vehicle Registration, Title or insurance

You will not receive a hangtag or permit. Your license plate will verify your permission to park.

**Make certain you record your license plate correctly.**

Central West Cling Exception (\$10.00)

This Exception permit is only available to residents that qualify as Disabled, a Veteran, or on a fixed income. You are required to attach four (4) forms of proof in order to obtain this permit:

- 1) Photo ID;
- 2) Residency (1st page of lease, bill, piece of mail);
- 3) Vehicle Registration, Title or insurance;
- 4) Documentation proving your qualification for the exception.

You will not receive a hangtag or permit. Your license plate will verify your permission to park.

**Make certain you record your license plate correctly.**

Add your Vehicle, by providing the information requested.

- Vehicles
- Tickets
- Permits
- Fees
- Boots/Tows

Permit Type  
 Central West Cling (\$36.67) ✓

Dates  
 08/08/2023 - ∞ ✓

Please Select 1 Vehicle

Add Vehicle

Confirm

Add Vehicle

Plate #\*

State/Prov.\*

Year\*

Make\*

Model\*

Color\*

Add Cancel

When that has been completed, we need to upload supporting documents. You will need to upload 3 forms of identification (i.e. Proof of Residency like a utility bill, Vehicle Registration, Title or Proof of Insurance).

- Account
- Vehicles
- Tickets
- Permits
- Fees
- Boots/Tows

Order Permit

Permit Type  
 Central West Cling (\$36.67) ✓

Dates  
 08/08/2023 - ∞ ✓

Vehicle  
 MO 123EEE (White 1967 Chevrolet Corvette) ✓

Attachments


You may upload up to 3 attachments (at least 3 attachments required).

+ Add Attachment

Acceptable filetypes: .jpg, .gif, .png, .bmp, .pdf, Max filesize: 10Mb

Confirm

Please note the new Residential Parking Program will no longer require physical parking permits as the City of St. Louis newly upgraded technology includes the installation of LPR-cameras (license plate reader) to support your care-free parking experience. Click Confirm and you should be taken to the Shopping Cart for check out. Enter your billing and Credit Card information to complete checkout.



\$36.67 [Logout](#)  
Logged in as Test User  
12:58 remaining to complete order

- Account
- Vehicles
- Tickets
- Permits
- Fees
- Boots/Tows

### Your Shopping Cart

<input type="checkbox"/>	Item	Price	View
<input type="checkbox"/>	Permit - Central West Cling Start Date: 09/08/2023 End Date: = Vehicles: • MO TTT883 (Gold 1975 Chrysler Town And Country)	\$36.67	
<input type="button" value="Remove"/>		<b>Total</b>	<b>\$36.67</b>

### Checkout

Contact Information

Email\*

Billing Address

First Name\*

Last Name\*

Street Address\*

City\*

State/Prov.\*

Zip/Postal\*

Credit Card Information

Credit Card #\*

Expiration Date\*

Security Code\*

Each permit will be valid for 1 year and the price for each annual permit will be \$40 per car. There will be an option to auto renew if you would like. The Permit fee is prorated monthly starting from July 1. Individuals 65 years and over on fixed income will have a permit Exception price of \$10 per vehicle. Guest Permits will be \$2/day for a max of 5 days. Two per household at any one time. Requests for guest permits and pricing for guest permits will be on the portal.

We appreciate your patience through this lengthy transition and allowing us to stand up the best program possible to serve the needs of your neighborhood, and the city. In the meantime, if your vehicle is ticketed for parking violation, please call the Parking Violations Bureau (PVB) at (314) 627-2232 for assistance in voiding your ticket. You can also reach out to William Hanses for questions surrounding registration at PH# (314) 314-5836 or Email at TRSPermits@Stltreasurer.org

If your address is not recognized and you live in the designated area, we can add you address if we in fact do not have it. Please allow 24-48 hours to review and confirm the information.

<https://stlouistreasurer.seamlessdocs.com/f/1ei8asdb05h6>

Missing Document requests can be sent here. Please fill out the form and add the documents that were requested.

<http://stlouistreasurer.seamlessdocs.com/f/e5d8s0zh061b>

As we move forward with intentionality to provide better access to quality parking service in your community, we thank you for your participating and sharing your input at [TrsPermits@stltreasurer.org](mailto:TrsPermits@stltreasurer.org) especially as we continue to communicate the updates in policy, protocol, and pricing.

Sincerely,

Adam L. Layne  
City of St. Louis Treasurer

## AirBnB

If there is a need for Guest access longer than 5 days consecutively, please use the following instructions to register the Vehicle.

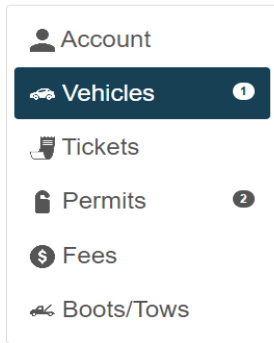
If you have mid to long term rentals in your home in one of the designated permit areas please do the following for guests that will be using your home for weeks/Months at a time.

Once you have registered as a resident of one of the approved areas, log in to an existing account There are a couple of ways to update the account Temporarily for a guest that is staying longer than 5 days.

One way to do this is to select Modify Account Vehicles at the bottom of the page. Select “Temporary Change” and add the vehicle that the guest will be using for their stay at the residence.

The image shows a web interface for managing account vehicles. On the left is a sidebar menu with the following items: Account, Vehicles (with a '1' in a circle), Tickets, Permits (with a '2' in a circle), Fees, and Boots/Tows. The main content area is titled 'Vehicle Change' and features a 'Change Type' section with two radio button options: 'Permanent Change' and 'Temporary Change'.

The other way would be to select Vehicles from the left side bar navigation and then select “Temporary Replacement”



Vehicles on your account:



**Edit Contact Information**  
Update or edit contact information



**Pay Ticket**  
If paying tickets for vehicle release, you must pay the entire balance. Contact PVB at 222-333-4444 when payment is completed.



**Appeal Ticket**  
File a request to appeal a ticket









**Order Permits**  
Order a new permit



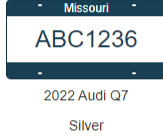
**Modify Account Vehicles**  
Modify vehicles on your account



-  Account
-  Vehicles 1
-  Tickets
-  Permits 2
-  Fees
-  Boots/Tows

## Vehicle Change

### Old Vehicle



### Temporary Vehicle

Plate #\*

State/Prov.\*

Year\*







Make\*

Model\*

Color\*

Confirm

Add the information for the vehicle and click Confirm.

-  Account
-  Vehicles 1
-  Tickets
-  Permits 2
-  Fees
-  Boots/Tows

## Vehicle Change

### Old Vehicle



### Temporary Vehicle







IL 99YRG4 (Red 2020 Buick Century) ✓

### Replacement Date Range

to

Confirm

Select the Date range that they will need access for and select Confirm and then Complete. Now your guest has access for the time of their stay, and the Guest plate is active. Your account should look like this.

-  Account
-  Vehicles 2
-  Tickets
-  Permits 2
-  Fees
-  Boots/Tows

### Vehicles on your account:

Illinois

99YRG4

-

2020 Buick Century

Red

Remove From Permits

Missouri

ABC1236

-

2022 Audi Q7

Silver


Temporary Replacement

Permanent Replacement

Remove From Permits


### Active Vehicle Substitutions:

Regular Plate	Replacement Plate	Start Date	End Date	Cancel
<div style="background-color: #1a3d4d; color: white; padding: 2px; font-size: 8px;">Missouri</div> <div style="background-color: #1a3d4d; color: white; padding: 5px; font-size: 24px; font-weight: bold;">ABC1236</div> <div style="background-color: #1a3d4d; color: white; padding: 2px; font-size: 8px;">-</div>	<div style="background-color: #1a3d4d; color: white; padding: 2px; font-size: 8px;">Illinois</div> <div style="background-color: #1a3d4d; color: white; padding: 5px; font-size: 24px; font-weight: bold;">99YRG4</div> <div style="background-color: #1a3d4d; color: white; padding: 2px; font-size: 8px;">-</div>	08/08/2023	08/25/2023	




**Edit Contact Information**

Update or edit contact information




**Pay Ticket**

If paying tickets for vehicle release, you must pay the entire balance. Contact PVB at 222-333-4444 when payment is completed.



**Appeal Ticket**

File a request to appeal a ticket



**Order Permits**

Order a new permit